

## EDIT - feature request #9065

### Add derived unit media to DerivedUnitFacade details view

06/12/2020 11:18 AM - Andreas Müller

<b>Status:</b>	Closed	<b>Start date:</b>	
<b>Priority:</b>	Highest	<b>Due date:</b>	
<b>Assignee:</b>	Katja Luther	<b>% Done:</b>	100%
<b>Category:</b>	taxeditor	<b>Estimated time:</b>	0:00 hour
<b>Target version:</b>	Release 5.17		
<b>Severity:</b>	critical		
<b>Description</b>			
For the workflow of adding typification or any other specimen data to a taxon/name it is often necessary to add also media data. This is currently not yet possible with the details view for derived units. However, the method to add DerivedUnit media exists in the DerivedUnitFacade so probably it is simple to add a new section "DerivedUnitMedia" to the details view.			
This workflow is urgently needed.			
<b>Related issues:</b>			
Related to EDIT - feature request #9064: Add ExternalLinks to IdentifiableEnt...		<b>Closed</b>	
Related to EDIT - bug #8691: Remaining issues for asynchronous image loading		<b>New</b>	
Related to EDIT - feature request #9870: [DISCUSS] Media for gathering event		<b>New</b>	

#### Associated revisions

##### Revision 90f25990 - 08/11/2020 10:12 AM - Katja Luther

ref #9065: add media section to derived unit details view

##### Revision 06830031 - 08/13/2020 11:29 AM - Katja Luther

ref #9065: do not show media in tree view details and disable media view for bulkeditor

##### Revision e3895566 - 08/14/2020 04:13 PM - Katja Luther

ref #9065: derivedUnit wizard should contain media section but without loading the image

##### Revision f6218ddf - 08/17/2020 10:26 AM - Katja Luther

ref #9065: add a button to load the image in derived unit facade wizard

##### Revision 170e8ea2 - 08/17/2020 12:18 PM - Katja Luther

ref #9065: switch button text after click

##### Revision 35bb83fe - 08/19/2020 01:36 PM - Katja Luther

ref #9065: avoid NPE

##### Revision 6bbe08fd - 08/19/2020 06:05 PM - Katja Luther

ref #9065: fix loading of image

#### History

##### #1 - 06/12/2020 02:11 PM - Andreas Müller

- Related to feature request #9064: Add ExternalLinks to IdentifiableEntities added

##### #2 - 06/23/2020 01:51 PM - Andreas Müller

- Target version changed from Release 5.15 to Release 5.18

##### #3 - 07/16/2020 10:17 AM - Andreas Müller

- Priority changed from New to Highest

##### #4 - 08/04/2020 02:48 PM - Katja Luther

- Status changed from New to In Progress

**#5 - 08/11/2020 11:18 AM - Katja Luther**

- Status changed from In Progress to Resolved

- Assignee changed from Katja Luther to Andreas Müller

**#6 - 08/12/2020 05:26 PM - Andreas Müller**

- % Done changed from 0 to 40

Generally this seems to work. However, there is an issue:

The new media section is also shown in the specimen tree editor where it is not needed and not wanted as we can and should use the media gallery view here. This is because the specimen tree editor for some reason also uses the DerivedUnitFacade although this does not really make sense (I think there is a ticket for changing this or at least there was discussion on it).

Best would be to adapt the specimen tree editor to not use the DerivedUnitFacade. As this probably is not that easy we need a workaround to hide the media part in this special case.

**#7 - 08/12/2020 05:54 PM - Andreas Müller**

- Status changed from Resolved to Feedback

- Assignee changed from Andreas Müller to Katja Luther

In the specimen list editor it is now possible to also edit media in the media gallery view. This should not be possible as the semantics of "media gallery" for a derived unit facade is unclear. It should be grayed out same as the factual data view. (Also when editing data there I got a multiple representations exception)

**#8 - 08/13/2020 10:25 AM - Katja Luther**

Andreas Müller wrote:

In the specimen list editor it is now possible to also edit media in the media gallery view. This should not be possible as the semantics of "media gallery" for a derived unit facade is unclear. It should be grayed out same as the factual data view. (Also when editing data there I got a multiple representations exception)

I did not changed anything and there were no changes the last 2 or 3 years. But I can deactivate the media view for the specimen bulk editor.

**#9 - 08/13/2020 11:31 AM - Katja Luther**

- Status changed from Feedback to Resolved

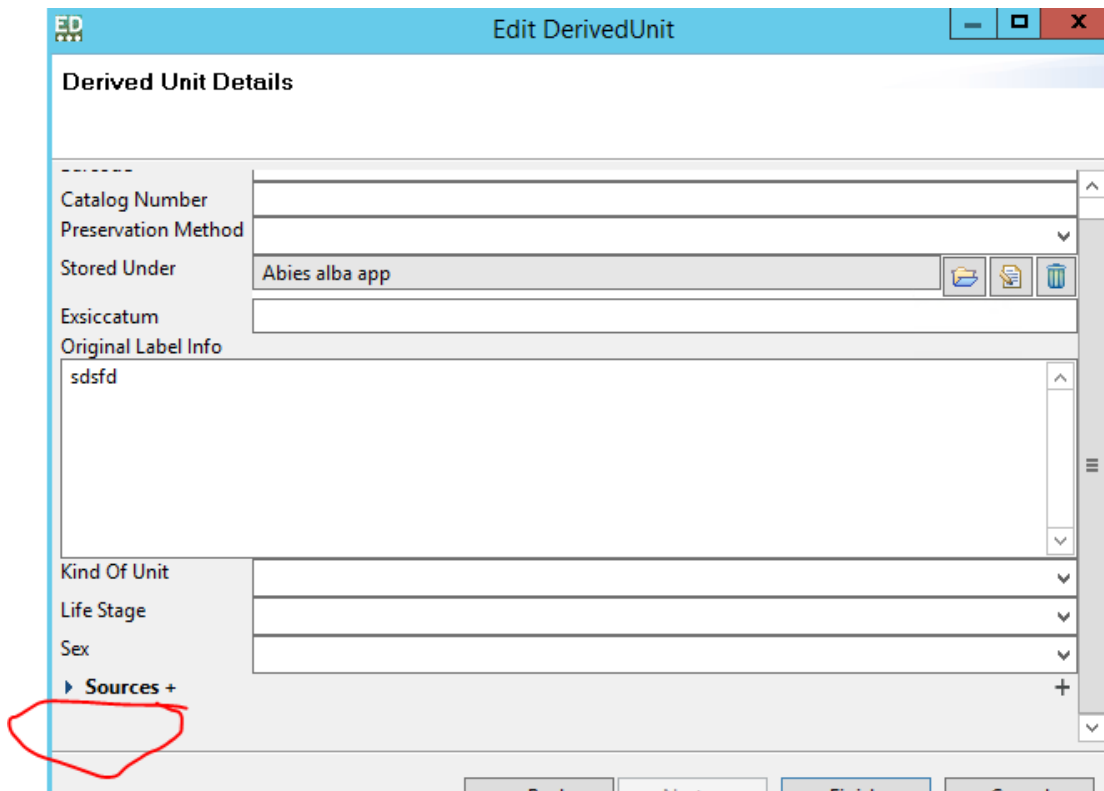
- Assignee changed from Katja Luther to Andreas Müller

now the media view for list viewer is disabled and the media section in details view for the tree view as well.

**#10 - 08/13/2020 03:30 PM - Andreas Müller**

- File picture039-1.png added

If the derived unit facade is used in a specimen dialogue (e.g. when editing a type specimen) the media section is still missing. However, as far as I understand it, this is the main reason why we added the media section to fasten type editing workflows with specimen images.



**#11 - 08/13/2020 03:30 PM - Andreas Müller**

- Status changed from Resolved to Feedback

- Assignee changed from Andreas Müller to Katja Luther

**#12 - 08/14/2020 11:38 AM - Katja Luther**

- Assignee changed from Katja Luther to Andreas Müller

For this wizard, maybe the image should not be loaded otherwise the time for creating the wizard for editing and after adding the url could be very long. What do you think?

**#13 - 08/14/2020 12:13 PM - Andreas Müller**

Katja Luther wrote:

For this wizard, maybe the image should not be loaded otherwise the time for creating the wizard for editing and after adding the url could be very long. What do you think?

I (partly) agree. Definitely we should not load the media at the beginning. However, showing the image is sometimes crucial to know if the correct image was loaded, so an asynchronous mechanism is needed. This in theory has been implemented in [#8129](#) already but unfortunately it does not fully work yet [#8691](#). Maybe you can have a look and find out why it does not work and how it can be improved. Asynchronous loading is an important feature when working with images, otherwise it gets annoying (from my own experience).

If fixing the bug is not easy we could alternatively add a button to actively start the image loading, but this is only a workaround that needs to be removed again, later when asynchronous loading works.

**#14 - 08/14/2020 12:14 PM - Andreas Müller**

- Related to bug [#8691](#): Remaining issues for asynchronous image loading added

**#15 - 08/14/2020 12:14 PM - Andreas Müller**

- Assignee changed from Andreas Müller to Katja Luther

**#16 - 08/14/2020 12:53 PM - Katja Luther**

Andreas Müller wrote:

Katja Luther wrote:

For this wizard, maybe the image should not be loaded otherwise the time for creating the wizard for editing and after adding the url could be very long. What do you think?

I (partly) agree. Definitely we should not load the media at the beginning. However, showing the image is sometimes crucial to know if the correct image was loaded, so an asynchronous mechanism is needed. This in theory has been implemented in [#8129](#) already but unfortunately it does not fully work yet [#8691](#). Maybe you can have a look and find out why it does not work and how it can be improved. Asynchronous loading is an important feature when working with images, otherwise it gets annoying (from my own experience).  
If fixing the bug is not easy we could alternatively add a button to actively start the image loading, but this is only a workaround that needs to be removed again, later when asynchronous loading works.

For this release I will add a button, I already had a look at this issue and at a first look the code seems to be correct.

**#17 - 08/17/2020 12:19 PM - Katja Luther**

- Assignee changed from Katja Luther to Andreas Müller

Katja Luther wrote:

Andreas Müller wrote:

Katja Luther wrote:

For this wizard, maybe the image should not be loaded otherwise the time for creating the wizard for editing and after adding the url could be very long. What do you think?

I (partly) agree. Definitely we should not load the media at the beginning. However, showing the image is sometimes crucial to know if the correct image was loaded, so an asynchronous mechanism is needed. This in theory has been implemented in [#8129](#) already but unfortunately it does not fully work yet [#8691](#). Maybe you can have a look and find out why it does not work and how it can be improved. Asynchronous loading is an important feature when working with images, otherwise it gets annoying (from my own experience).  
If fixing the bug is not easy we could alternatively add a button to actively start the image loading, but this is only a workaround that needs to be removed again, later when asynchronous loading works.

For this release I will add a button, I already had a look at this issue and at a first look the code seems to be correct.

I added now a button for loading the image, please have a look whether it is ok or we should think about another solution.

**#18 - 08/17/2020 02:49 PM - Andreas Müller**

- Status changed from Feedback to Resolved

**#19 - 08/19/2020 12:12 PM - Andreas Müller**

- Status changed from Resolved to Feedback

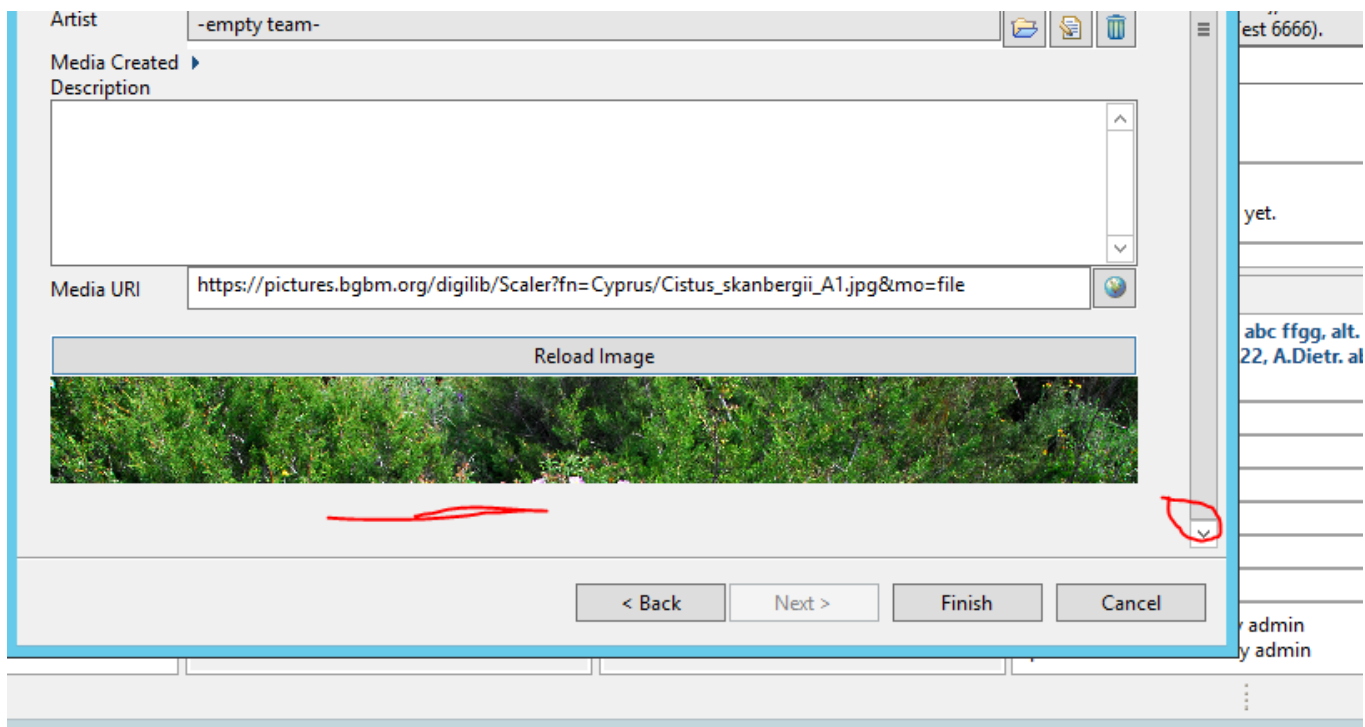
- Assignee changed from Andreas Müller to Katja Luther

Reloading did not work for me after changing a URI. The Image was empty then.

**#20 - 08/19/2020 12:16 PM - Andreas Müller**

- File picture930-1.png added

The scrolling does not work after loading the image. The scrollbar is on the deepest position but still the image is shown only partly:



```
67 USE `cdm_production_cyprus`;
68 SELECT * FROM Media;
Only resizing the dialog solves this.
```

#### #21 - 08/19/2020 12:18 PM - Andreas Müller

It is not possible to switch between simple mode and advanced mode. So entering the advanced mode is not possible but is sometimes necessary.

#### #22 - 08/19/2020 12:26 PM - Andreas Müller

When checking the image that I added via dialogue in the specimen tree editor or in the media bulk editor I get an NPE

```
last remote method : http://test.e-taxonomy.eu:80/cdmserver/rem_conf_am/remoting/common.service
last remote request client time : 2020-08-19T12:23:56.487
last remote request response header time : Wed, 19 Aug 2020 12:23:56 GMT
client error time : 2020-08-19T12:23:56.565
login : admin
editor version : 5.17.0.202008190755
server : test.e-taxonomy.eu (edit-test) / rem_conf_am
schema version : 5.15.2.0.20200611
os : Windows Server 2012 R2 6.3 amd64
java : 1.8.0_121
org.eclipse.swt.SWTException: Failed to execute runnable (java.lang.NullPointerException)
  at org.eclipse.swt.SWT.error (SWT.java:4533)
  at org.eclipse.swt.SWT.error (SWT.java:4448)
  at org.eclipse.swt.widgets.Synchronizer.runAsyncMessages (Synchronizer.java:185)
  at org.eclipse.swt.widgets.Display.runAsyncMessages (Display.java:4211)
  at org.eclipse.swt.widgets.Display.readAndDispatch (Display.java:3827)
  at org.eclipse.e4.ui.internal.workbench.swt.PartRenderingEngine$4.run (PartRenderingEngine.java:1121)
  at org.eclipse.core.databinding.observable.Realm.runWithDefault (Realm.java:336)
  at org.eclipse.e4.ui.internal.workbench.swt.PartRenderingEngine.run (PartRenderingEngine.java:1022)
  at org.eclipse.e4.ui.internal.workbench.E4Workbench.createAndRunUI (E4Workbench.java:150)
  at org.eclipse.ui.internal.Workbench$5.run (Workbench.java:693)
  at org.eclipse.core.databinding.observable.Realm.runWithDefault (Realm.java:336)
  at org.eclipse.ui.internal.Workbench.createAndRunWorkbench (Workbench.java:610)
  at org.eclipse.ui.PlatformUI.createAndRunWorkbench (PlatformUI.java:148)
  at eu.etaxonomy.taxeditor.Application.start (Application.java:20)
  at org.eclipse.equinox.internal.app.EclipseAppHandle.run (EclipseAppHandle.java:196)
  at org.eclipse.core.runtime.internal.adaptor.EclipseAppLauncher.runApplication (EclipseAppLauncher.java:134)
)
  at org.eclipse.core.runtime.internal.adaptor.EclipseAppLauncher.start (EclipseAppLauncher.java:104)
  at org.eclipse.core.runtime.adaptor.EclipseStarter.run (EclipseStarter.java:388)
  at org.eclipse.core.runtime.adaptor.EclipseStarter.run (EclipseStarter.java:243)
  at sun.reflect.NativeMethodAccessorImpl.invoke0 (Native Method)
  at sun.reflect.NativeMethodAccessorImpl.invoke (NativeMethodAccessorImpl.java:62)
  at sun.reflect.DelegatingMethodAccessorImpl.invoke (DelegatingMethodAccessorImpl.java:43)
  at java.lang.reflect.Method.invoke (Method.java:498)
  at org.eclipse.equinox.launcher.Main.invokeFramework (Main.java:673)
  at org.eclipse.equinox.launcher.Main.basicRun (Main.java:610)
```

```

    at org.eclipse.equinox.launcher.Main.run(Main.java:1519)
Caused by: java.lang.NullPointerException
    at eu.etaxonomy.taxeditor.ui.section.media.MediaMetaElement.createControls(MediaMetaElement.java:87)
    at eu.etaxonomy.taxeditor.ui.section.AbstractEntityCollectionElement.<init>(AbstractEntityCollectionElement.java:111)
    at eu.etaxonomy.taxeditor.ui.section.media.MediaMetaElement.<init>(MediaMetaElement.java:49)
    at eu.etaxonomy.taxeditor.ui.element.CdmFormFactory.createEntityCollectionElement(CdmFormFactory.java:2833)
)
    at eu.etaxonomy.taxeditor.ui.section.description.MediaDetailsSection.setEntity(MediaDetailsSection.java:49)
)
    at eu.etaxonomy.taxeditor.ui.section.description.MediaDetailsSection.setEntity(MediaDetailsSection.java:1)
    at eu.etaxonomy.taxeditor.view.detail.CdmSectionPart.setFormInput(CdmSectionPart.java:172)
    at org.eclipse.ui.forms.ManagedForm.setInput(ManagedForm.java:210)
    at eu.etaxonomy.taxeditor.view.e4.AbstractCdmDataViewerE4.refresh(AbstractCdmDataViewerE4.java:162)
    at eu.etaxonomy.taxeditor.view.e4.AbstractCdmDataViewerE4.setInput(AbstractCdmDataViewerE4.java:143)
    at eu.etaxonomy.taxeditor.view.e4.details.DetailsViewerE4.setInput(DetailsViewerE4.java:202)
    at eu.etaxonomy.taxeditor.view.e4.details.DetailsViewerE4.setInput(DetailsViewerE4.java:173)
    at eu.etaxonomy.taxeditor.view.e4.AbstractCdmEditorPartE4.showViewer(AbstractCdmEditorPartE4.java:281)
    at eu.etaxonomy.taxeditor.view.e4.details.DetailsPartE4.selectionChanged_internal(DetailsPartE4.java:107)
    at eu.etaxonomy.taxeditor.view.e4.AbstractCdmEditorPartE4$DelaySelection.run(AbstractCdmEditorPartE4.java:
93)
    at org.eclipse.swt.widgets.RunWithLock.run(RunnableLock.java:35)
    at org.eclipse.swt.widgets.Synchronizer.runAsyncMessages(Synchronizer.java:182)
    ... 23 more

```

I don't know if this is related to the earlier adding but it urgently needs to be fixed/checked why it happens.

### #23 - 08/19/2020 01:43 PM - Katja Luther

Andreas Müller wrote:

When checking the image that I added via dialogue in the specimen tree editor or in the media bulk editor I get an NPE

```

last remote method : http://test.e-taxonomy.eu:80/cdmserver/rem_conf_am/remoting/common.service
last remote request client time : 2020-08-19T12:23:56.487
last remote request response header time : Wed, 19 Aug 2020 12:23:56 GMT
client error time : 2020-08-19T12:23:56.565
login : admin
editor version : 5.17.0.202008190755
server : test.e-taxonomy.eu (edit-test) / rem_conf_am
schema version : 5.15.2.0.20200611
os : Windows Server 2012 R2 6.3 amd64
java : 1.8.0_121
org.eclipse.swt.SWTException: Failed to execute runnable (java.lang.NullPointerException)
    at org.eclipse.swt.SWT.error(SWT.java:4533)
    at org.eclipse.swt.SWT.error(SWT.java:4448)
    at org.eclipse.swt.widgets.Synchronizer.runAsyncMessages(Synchronizer.java:185)
    at org.eclipse.swt.widgets.Display.runAsyncMessages(Display.java:4211)
    at org.eclipse.swt.widgets.Display.readAndDispatch(Display.java:3827)
    at org.eclipse.e4.ui.internal.workbench.swt.PartRenderingEngine$4.run(PartRenderingEngine.java:1121)
    at org.eclipse.core.databinding.observable.Realm.runWithDefault(Realm.java:336)
    at org.eclipse.e4.ui.internal.workbench.swt.PartRenderingEngine.run(PartRenderingEngine.java:1022)
    at org.eclipse.e4.ui.internal.workbench.E4Workbench.createAndRunUI(E4Workbench.java:150)
    at org.eclipse.ui.internal.Workbench$5.run(Workbench.java:693)
    at org.eclipse.core.databinding.observable.Realm.runWithDefault(Realm.java:336)
    at org.eclipse.ui.internal.Workbench.createAndRunWorkbench(Workbench.java:610)
    at org.eclipse.ui.PlatformUI.createAndRunWorkbench(PlatformUI.java:148)
    at eu.etaxonomy.taxeditor.Application.start(Application.java:20)
    at org.eclipse.equinox.internal.app.EclipseAppHandle.run(EclipseAppHandle.java:196)
    at org.eclipse.core.runtime.internal.adaptor.EclipseAppLauncher.runApplication(EclipseAppLauncher.java:1
34)
    at org.eclipse.core.runtime.internal.adaptor.EclipseAppLauncher.start(EclipseAppLauncher.java:104)
    at org.eclipse.core.runtime.adaptor.EclipseStarter.run(EclipseStarter.java:388)
    at org.eclipse.core.runtime.adaptor.EclipseStarter.run(EclipseStarter.java:243)
    at sun.reflect.NativeMethodAccessorImpl.invoke0(Native Method)
    at sun.reflect.NativeMethodAccessorImpl.invoke(NativeMethodAccessorImpl.java:62)
    at sun.reflect.DelegatingMethodAccessorImpl.invoke(DelegatingMethodAccessorImpl.java:43)
    at java.lang.reflect.Method.invoke(Method.java:498)
    at org.eclipse.equinox.launcher.Main.invokeFramework(Main.java:673)
    at org.eclipse.equinox.launcher.Main.basicRun(Main.java:610)
    at org.eclipse.equinox.launcher.Main.run(Main.java:1519)
Caused by: java.lang.NullPointerException
    at eu.etaxonomy.taxeditor.ui.section.media.MediaMetaElement.createControls(MediaMetaElement.java:87)
    at eu.etaxonomy.taxeditor.ui.section.AbstractEntityCollectionElement.<init>(AbstractEntityCollectionElem
ent.java:111)

```

```
at eu.etaxonomy.taxeditor.ui.section.media.MediaMetaElement.<init>(MediaMetaElement.java:49)
at eu.etaxonomy.taxeditor.ui.element.CdmFormFactory.createEntityCollectionElement(CdmFormFactory.java:28
33)
at eu.etaxonomy.taxeditor.ui.section.description.MediaDetailsSection.setEntity(MediaDetailsSection.java:
49)
at eu.etaxonomy.taxeditor.ui.section.description.MediaDetailsSection.setEntity(MediaDetailsSection.java:
1)
at eu.etaxonomy.taxeditor.view.detail.CdmSectionPart.setFormInput(CdmSectionPart.java:172)
at org.eclipse.ui.forms.ManagedForm.setInput(ManagedForm.java:210)
at eu.etaxonomy.taxeditor.view.e4.AbstractCdmDataViewerE4.refresh(AbstractCdmDataViewerE4.java:162)
at eu.etaxonomy.taxeditor.view.e4.AbstractCdmDataViewerE4.setInput(AbstractCdmDataViewerE4.java:143)
at eu.etaxonomy.taxeditor.view.e4.details.DetailsViewerE4.setInput(DetailsViewerE4.java:202)
at eu.etaxonomy.taxeditor.view.e4.details.DetailsViewerE4.setInput(DetailsViewerE4.java:173)
at eu.etaxonomy.taxeditor.view.e4.AbstractCdmEditorPartE4.showViewer(AbstractCdmEditorPartE4.java:281)
at eu.etaxonomy.taxeditor.view.e4.details.DetailsPartE4.selectionChanged_internal(DetailsPartE4.java:107
)
at eu.etaxonomy.taxeditor.view.e4.AbstractCdmEditorPartE4$DelaySelection.run(AbstractCdmEditorPartE4.jav
a:93)
at org.eclipse.swt.widgets.RunWithLock.run(RunnableLock.java:35)
at org.eclipse.swt.widgets.Synchronizer.runAsyncMessages(Synchronizer.java:182)
... 23 more
```

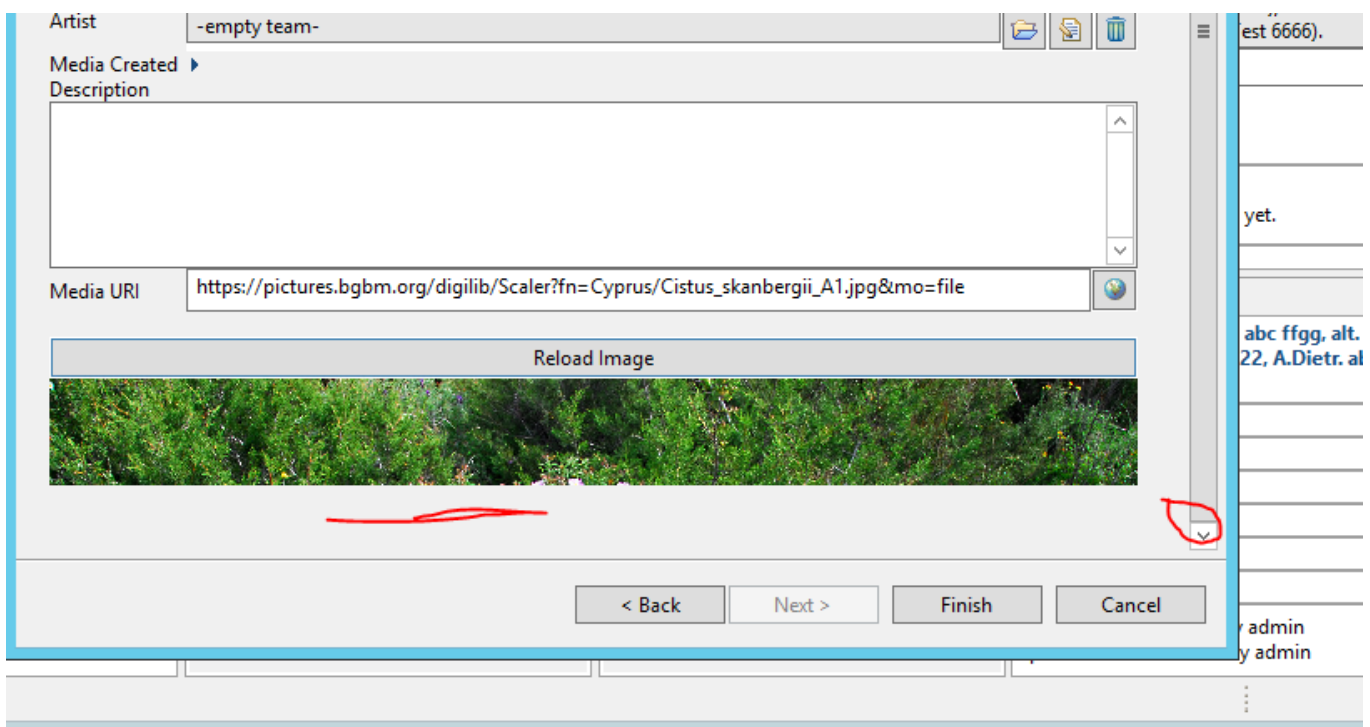
I don't know if this is related to the earlier adding but it urgently needs to be fixed/checked why it happens.

this should be fixed.

**#24 - 08/19/2020 05:34 PM - Katja Luther**

Andreas Müller wrote:

The scrolling does not work after loading the image. The scrollbar is on the deepest position but still the image is shown only partly:



```
67 USE `cdm_production_cyprus`;
68 SELECT * FROM MediaDetailsPartE4
```

Only resizing the dialog solves this.

this problem also appears when the image is loaded at the beginning... without the button

**#25 - 08/19/2020 05:37 PM - Andreas Müller**

Hmm, strange. So should we keep the button solution then? Just decide yourself. We need to improve this during next release anyway.

Maybe it also depends on the question if the "Reload" works or not.

**#26 - 08/19/2020 07:13 PM - Katja Luther**

- Status changed from Feedback to Resolved

- Assignee changed from Katja Luther to Andreas Müller

this is fixed now. Depending on the size of the image, sometimes it take some time and it looks like the load or reload does not work, but it works now.

**#27 - 08/19/2020 08:17 PM - Andreas Müller**

- Status changed from Resolved to Closed

- Assignee changed from Andreas Müller to Katja Luther

- % Done changed from 40 to 100

The button solution only works for simple view. If an image exists already and has >1 representations the advanced view is shown which has not button.

But as [#8691](#) hopefully will be solved soon this is not an blocking issue.

I think we can close this ticket.

I will open a new ticket for the remaining issue "It is not possible to switch between simple mode and advanced mode. So entering the advanced mode is not possible but is sometimes necessary."

**#28 - 08/19/2020 08:22 PM - Andreas Müller**

Andreas Müller wrote:

It is not possible to switch between simple mode and advanced mode. So entering the advanced mode is not possible but is sometimes necessary.

There is already a ticket for this [#8367](#)

**#29 - 08/19/2020 08:41 PM - Andreas Müller**

- Target version changed from Release 5.18 to Release 5.17

**#30 - 11/16/2021 01:15 PM - Andreas Müller**

- Related to feature request #9870: [DISCUSS] Media for gathering event added

**Files**

---

picture039-1.png	13.5 KB	08/13/2020	Andreas Müller
picture930-1.png	149 KB	08/19/2020	Andreas Müller