



**NATURAL
HISTORY
MUSEUM**

Scratchpads

“getting biodiversity on the web”

**Simon D. Rycroft
& Vincent S. Smith**



Scratchpads

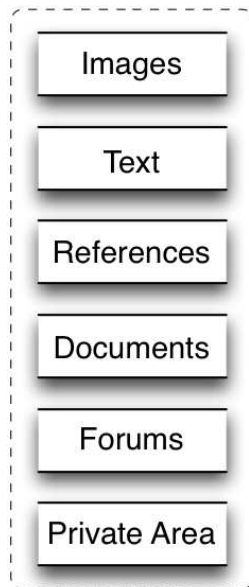
- talk outline

1. Concept & hosting
2. Application/s & users
3. Functionality
4. Future directions

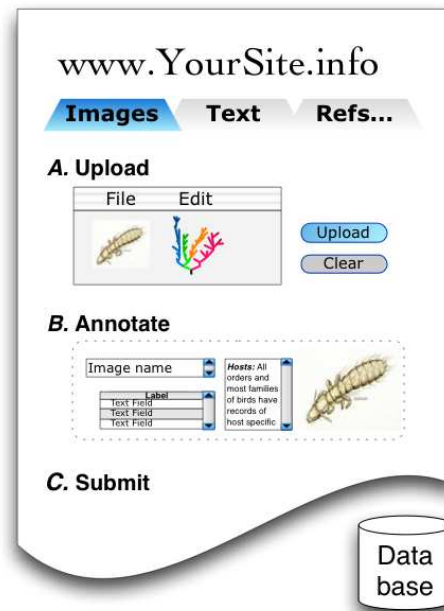
Scratchpads

- Concept

1. Your Data





2. Submitted via webforms



A → B → C

(free text, HTML, XML, Endnote, Word, Excel, PDF, JPG, Tiff...)

3. Creates your Scratchpad



Scratchpads

- Hosting

- Single Virtual Machine
- Apache configuration
- Shared permission and role tables (system also)
- Site stores revisions
- Daily backup – restore to any day in last 6 months

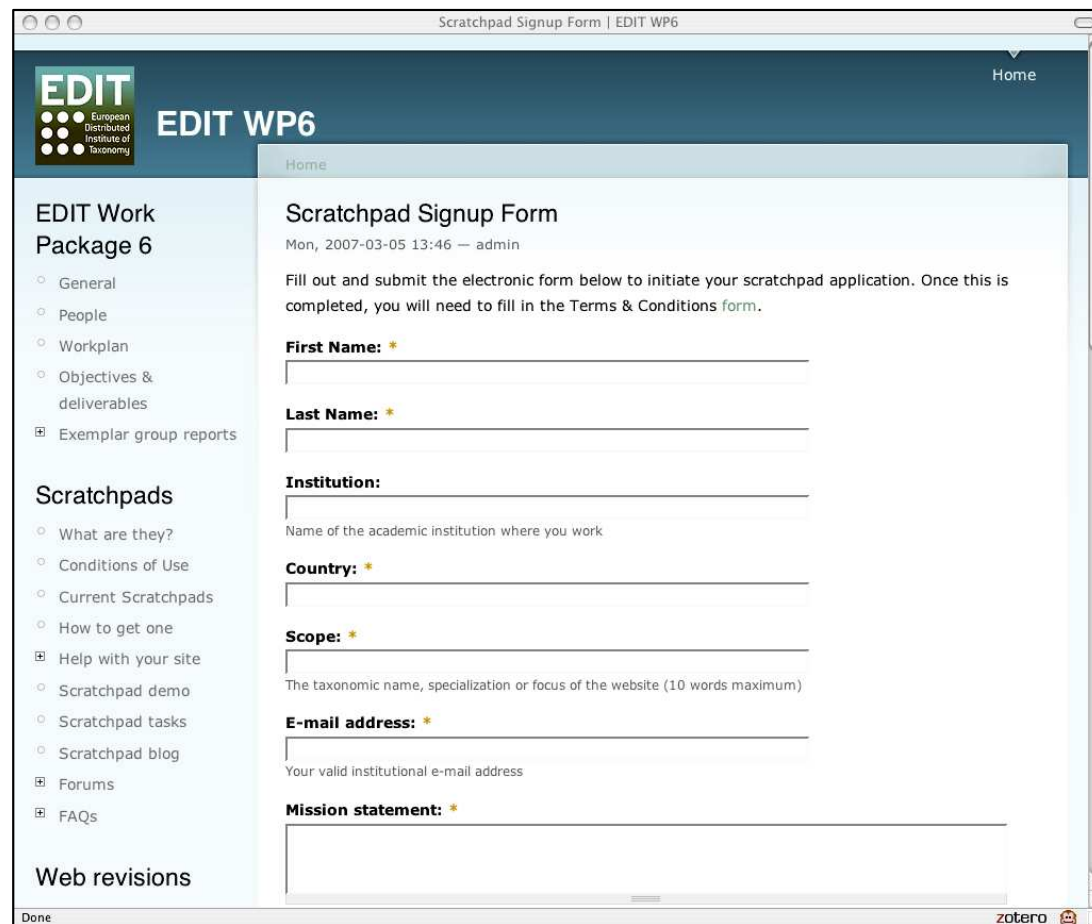


```
<Directory /var/www/html/>
  RewriteEngine on.
  RewriteBase /.
  .
  # Request for /files/ is redirected if the domain is www..
  RewriteCond %{REQUEST_URI} ^/files/(.*)
  RewriteCond %{HTTP_HOST} ^www\.(.*)
  RewriteRule (.*) http://%1/$1 [R=permanent,L]
  .
  # Get the correct folder (according to domain) for the files path.
  RewriteCond %{REQUEST_URI} ^/files/(.*)
  RewriteRule ^(.*) sites/%{HTTP_HOST}/$1 [L]
  .
  # Standard drupal rewrite.
  RewriteCond %{REQUEST_FILENAME} !-f.
  RewriteCond %{REQUEST_FILENAME} !-d.
  RewriteRule ^(.*)$ index.php?q=$1 [L,QSA]
</Directory>
```



Scratchpads

- Application process



The screenshot shows a web browser window titled "Scratchpad Signup Form | EDIT WP6". The page header includes the EDIT logo (European Distributed Institute of Taxonomy) and the text "EDIT WP6". A navigation menu on the left lists "EDIT Work Package 6" with sub-items: General, People, Workplan, Objectives & deliverables, Exemplar group reports, Scratchpads, and Web revisions. The main content area is titled "Scratchpad Signup Form" and includes a timestamp "Mon, 2007-03-05 13:46 -- admin". The form instructions state: "Fill out and submit the electronic form below to initiate your scratchpad application. Once this is completed, you will need to fill in the Terms & Conditions form." The form fields are: "First Name: *" (text input), "Last Name: *" (text input), "Institution:" (text input with a note "Name of the academic institution where you work"), "Country: *" (text input), "Scope: *" (text input with a note "The taxonomic name, specialization or focus of the website (10 words maximum)"), "E-mail address: *" (text input with a note "Your valid institutional e-mail address"), and "Mission statement: *" (text area). The browser status bar at the bottom shows "Done" and a "zotero" extension icon.

Signup Requirements

- Biological Focus
- Must agree to T&C's
- CC License by-nc-sa

Signup Form

- Name
- Scope
- Mission statement
- (Sub)domain name
- 3rd party API keys

<http://www.editwebrevisions.info/application>

Scratchpads

- Use / users



Site types (26 total)

- Taxon (x13)
- Checklists (x4)
- Societies (x4)
- Administrative (x2)
- Regional (x2)
- e-Journals (x1)

Usage Statistics

- Users (200)
- Total pages (40k)
- Page views (700k)
- Collective visits (46k)

<http://www.editwebrevisions.info/SiteList>

June - Sept. 07

Scratchpads

- Help screencasts



The screenshot shows a web browser window titled "Taxonomy | EDIT WP6". The page features a navigation menu on the left with sections for "EDIT Work Package 6" (General, People, Workplan, Objectives & deliverables, Exemplar group reports) and "Scratchpads" (What are they?, Conditions of Use, Current Scratchpads, How to get one, Help with your site). The main content area is titled "Taxonomy" and includes a "View" button and "Revisions" link. A video player is embedded, showing a blue play button and a blue water drop icon. The video player controls at the bottom show a progress bar at 00:00/00:00. The browser's status bar at the bottom indicates "Transferring data from editwebrevisions.info..." and "zotero".

Videos with Commentary

- Signup
- Overview
- Simple maps
- Forum
- Taxonomy
- Filestore
- Literature
- Images
- Custom Data
- Administrations

And 14 more...

<http://www.editwebrevisions.info/help>

Scratchpads

- Testdrive



Sandbox

Username: test

Password: password

*Automatically resets
every hour*

<http://sandbox.editwebrevisions.info/>

Functionality

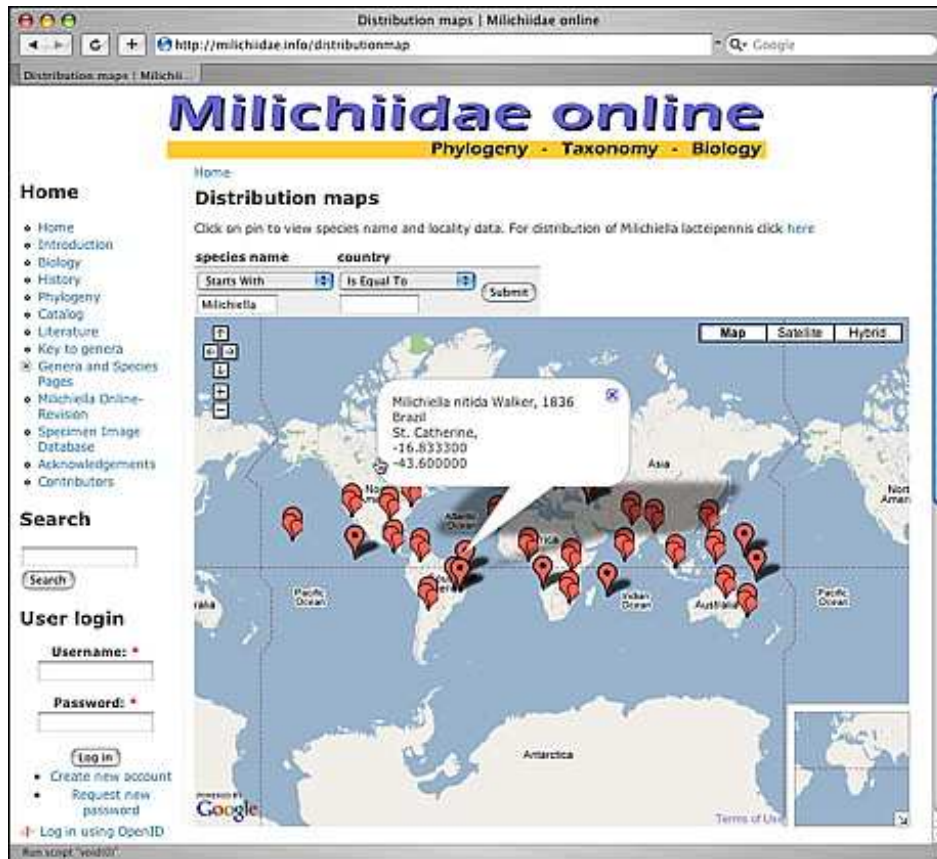
- Taskguide

The screenshot shows a web browser window displaying the 'Basic Scratchpad' taskguide. The browser's address bar shows the URL <http://quartz.nhm.ac.uk/taskguide>. The page features a blue header with the 'EDIT' logo (European Distributed Institute of Taxonomy) and the title 'Basic Scratchpad <Your slogan here>'. A navigation menu includes 'Home' and 'Forums'. Below the header, a sidebar on the left lists 'Create Content' (Scratchpads Guide, Biblio, Blog entry, Create Group, Fileshare, Forum topic, Image, Import Bibliography, Page, Specimen, Task, Webform), 'Links' (EDIT Scratchpads), and 'Resources' (Bibliographic Tool, Build a GMap macro). The main content area is titled 'Scratchpads Guide' and includes 'View', 'Edit', and 'clone' buttons. A 'Content' section lists various tools: Simple Page (Create a basic page), Simple Map (Create a basic map), Forum (Post a new forum topic, or read the forums), Filestore (Upload a public or private file to the filestore), Taxonomy (Create or upload a taxonomic hierarchy), Specimens (Create and upload a list or add a single entry), Literature (Upload a reference list or add a single entry), Images (Upload single or multiple images for annotation), Syndication (RSS) (Add a news feed from), and Custom Data (Create, upload and view). A right sidebar contains a search box, a 'Visitor locations' map, and 'News Feeds' (News aggregator, Categories: Everything else, Fungus Gnats, Taxonomy, Sources).

<http://yourSCRATCHPADaddress.info/taskguide>

Functionality

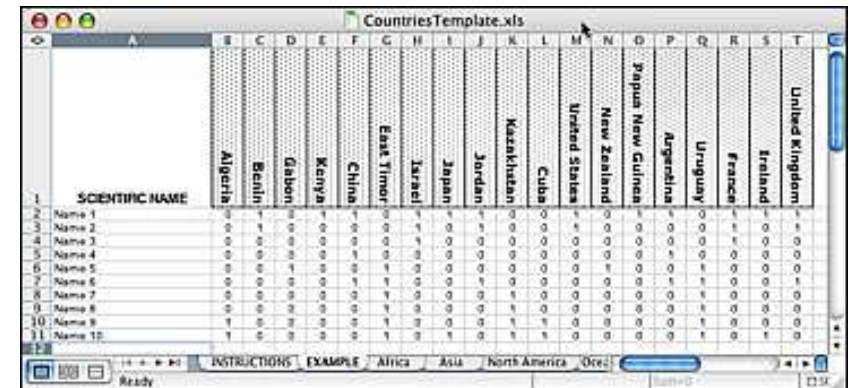
- Google Maps



Geolocate points



Point & Click Map Creation



Presence/Absence Maps

Functionality

- Forum & document management

The screenshot shows the 'General Topics' forum on the Blattodea Culture Group website. The page has a navigation bar with 'Home', 'Image Galleries', 'Forums', and 'German BCG Site'. A sidebar on the left contains sections for 'Cockroach Info.', 'Deutsche Seiten', 'BCG Information', 'BCG Resources', and 'Cockroach Studies'. The main content area displays a forum thread titled '20% discount on the book "Cockroaches: Ecology, Behavior, and Natural History"'. The thread includes a post by 'edwbaker' with a photo of a person and a post by 'gbeccaloni' with a photo of a book cover. A search bar is visible in the top right of the forum area.

Standard forum & document management functions

The screenshot shows a 'Presentations' list with a table of files. The table has columns for file name, date, and size. The file '09_CommunityEdging.ppt' is highlighted in yellow. The list is titled 'Presentations' and includes a 'View' button and a 'clone' link. Below the list, there is a note about access to presentation files.

File Name	Date	Size
01_WFGOverview.pdf	30/4/07	5 mb
02_Palms.ppt	30/4/07	5 mb
03_Insects.ppt	30/4/07	3 mb
04_Composites.ppt	30/4/07	5 mb
05_CATE.ppt	30/4/07	4 mb
06_FishBase.ppt	30/4/07	4 mb
07_Solarocae.ppt	30/4/07	2 mb
08_GIIF.ppt	30/4/07	5 mb
09_CommunityEdging.ppt	30/4/07	2 mb
10_CyberPlatform.ppt	30/4/07	946 kb
11_Ecology.ppt	30/4/07	6 mb
12_PROPE-16xon.PPT	30/4/07	3 mb
13_Mashups.ppt	30/4/07	4 mb
14_ATTU.ppt	30/4/07	6 mb
15_CommunityBuilding.ppt	30/4/07	5 mb
16_AmateurContribution.ppt	30/4/07	6 mb
17_Summary.ppt	30/4/07	33 kb

Functionality

- Classifications (basic features)

Categories | Phthiraptera.org

Home Forums

Home » Administer » Content management

Categories

List Add vocabulary Import

Search this site

Home » Administer » Content management » Categories

Chewing louse classification from Price et al 2003

Parent:
Booplia

Authority:
138743

Term name: *
Booplia emersoni

Breadcrumb path (taxonomy_breadcrumb):

Description:
246

Synonyms:

Weight:
0

Submit Delete

Merge this term into another another

- Multiple classifications
- List terms
- Basic editing
- Classify any content
- View classified content

Name	Operations
Phthiraptera	edit
Amblycera	edit
Boopidae	edit
Booplia	edit
Booplia aguilonia	
Booplia bettongia	
Booplia biserialata	
Booplia dorianna	
Booplia dubia	
Booplia emersoni	
Booplia grandis	
Booplia greeni	
Booplia lukoschutzi	
Booplia minuta	
Booplia mjoerbergi	
Booplia murrayi	
Booplia notafusca	
Booplia occidua	

Home » Phthiraptera » Amblycera » Boopidae » Booplia

Booplia emersoni

Authority

Relationships within Booplia (Phthiraptera: Insecta) with a description of a new species.

Posted July 30th, 2007 by admin

Publication Type: Journal Article

Year of Publication: 1972

Authors: Clay, T.

Journal Title: Pacific Ins.

Volume: 14

Pages: 399-408

Key Words: 246

URL: Click Here

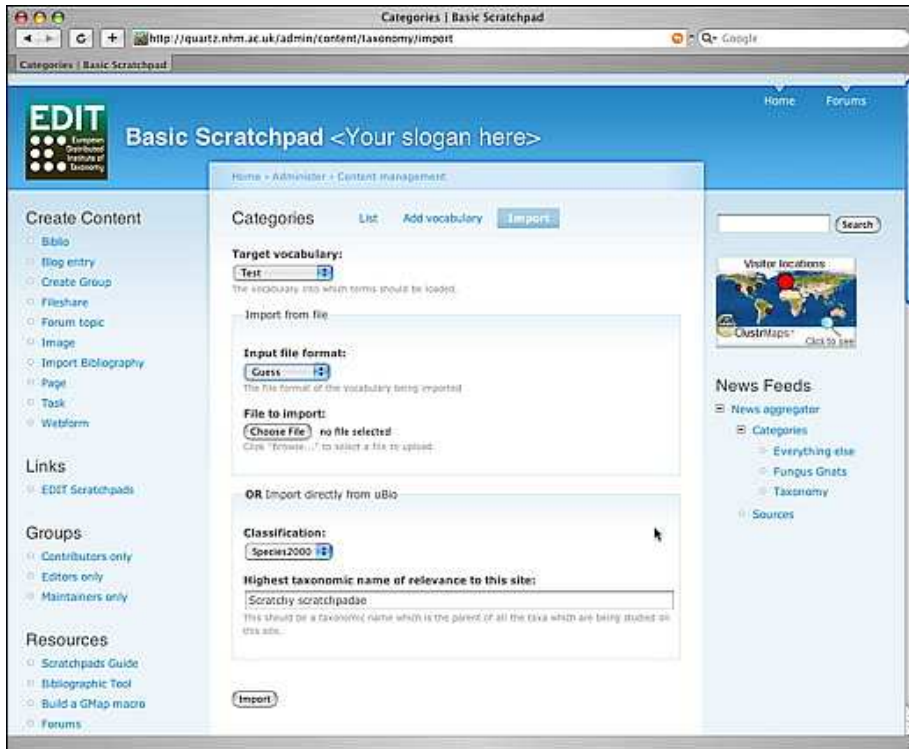
39975

Posted July 30th, 2007 by Vince Smith

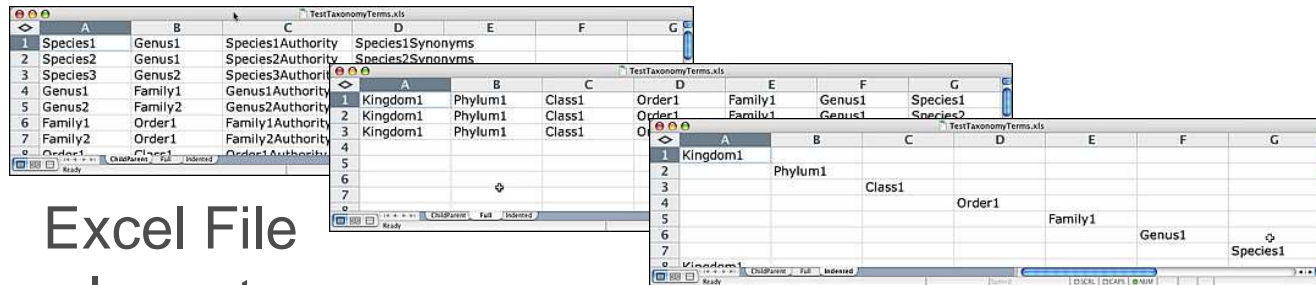
Booplia emersoni Dasyneura albopunctatus

Functionality

- Classifications (import)



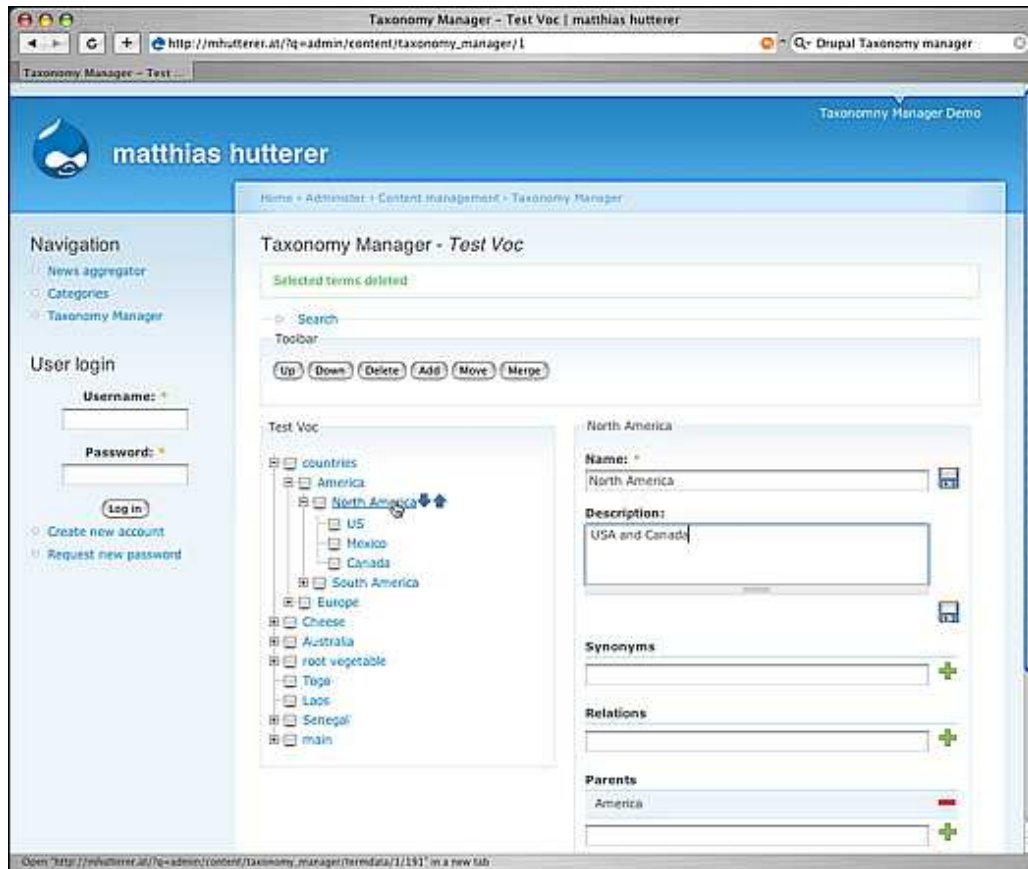
uBio ClassificationBank



Excel File
Import

Functionality

- Classifications (advanced features*)



Advanced Intuitive Editing



PygmyBrowse

Coming soon*

Functionality

- Scholarly publications

APOL - Abyssal Polychaetes OnLine

Resources

- Instructions
- Specimen Image Database
- Deep-Sea Polychaete Literature

Links

- Website for AFIP workshop
- Information on the EDIT project

User login

Username: *

Password: *

Log in

Deep-Sea Polychaete Literature

Search

Found 354 results

Sort by: [Year] [Title] [Type] [Author]

1996

Specific and genetic diversity at deep-sea hydrothermal vents: an overview

View Edit clone

Publication Type: *
Journal Article

Year of Publication: *
1996

Title: *
Specific and genetic diversity at deep-sea hydrothermal vents: an overview

Authors: *
Jolivet, Didier

Journal Title: *
Biodiversity and Conservation

Volume: *
5

Issue: *

Pages: *
1619-1653

Start Page: *

Journal Date: *
(YYYY/YYYY)

Biblio settings

Preferences Field Defaults Type Customization File Import

Import file:
Choose File no file selected

File Type:

- EndNote Tagged
- RIS
- EndNote 7 XML
- EndNote 8+ XML
- BibTex

Taxonomy Settings

Here you may select terms to be assigned to imported records (if any vocabularies are assigned to the biblio node type)

There are currently no vocabularies assigned to the biblio node type, please go to the admin/taxonomy page to fix this

Keywords will NOT be added to the vocabulary as specified in the Taxonomy section of the admin/settings/biblio page.

Import

- Manage bibliographies
- Edit references
- Import / export lists
- OpenURL (via BioGUID)
- OAI Protocol

```
<OAI-PMH xmlns:schemaLocation="http://www.openarchives.org/OAI/2.0/
http://www.openarchives.org/OAI/2.0/OAI-PMH.xsd">
  <responseDate>2007-09-04T11:43:21Z</responseDate>
  <request verb="ListRecords" metadataPrefix="oai_dc">http://vsmith.info/oai</request>
  <ListRecords>
    <record>
      <header>
        <identifier>9013</identifier>
        <datestamp>2007-02-02T15:02:05Z</datestamp>
      </header>
      <metadata>
        <dc:title>Journal Article
        <dc:date>1996
        <dc:language>English
        <dc:subject>Biodiversity and Conservation
        <dc:identifier>http://www.springerlink.com/content/q943701nshu45025/
        </dc:identifier>
        </metadata>
      </record>
    </ListRecords>
```

SpringerLink - Journal Article

Content Types Subject Collections

Journal Article

Specific and genetic diversity at deep-sea hydrothermal vents: an overview

Biodiversity and Conservation

Journal

Publisher Springer Netherlands

ISSN 0969-1215 (Print) 1572-9710 (Online)

Issue Volume 5, Number 12 / December, 1996

Category Papers

DOI 10.1007/s108052119

Pages 1619-1653

Subject Collection Biomedical and Life Sciences

SpringerLink Date Thursday, November 04, 2004

My SpringerLink

Marked Items

Alerts

Order History

Saved Items

All

Favorites

Didier Jolivet¹

(1) Station Biologique, 13974, 29682 Roscoff Cedex, France

Received: 12 February 1996 Revised: 1 May 1996 Accepted: 1 May 1996

Hydrothermal vent communities are ancient (i.e. early Mesozoic) and characterized by high biomasses, low number of species and high levels of

Find more options

Within all content

Within this journal

Within this issue

Export this article

Export this article as RIS | Text

Text

Functionality

- Images

- Bulk upload & annotation
- Extensive browse & search
- Rights control
- Web image labeling
- Two sets of RSS feeds

SID | Recent images

Image #2611 Saturday,
 Taxon: Hamophyrus galeopit
 Host: y
 Notes: Illustrated from slide spe
 Date Entered: 2004-03-19
 Image Type: 2
 Magnification: 0x
 Copyright: urn:lsid:sid.zoology.i

SID | Recent images 100 Total

SID Search - Microsoft Internet Explorer

Address: <http://darwin.zoology.gla.ac.uk/~sid/search/simple.php?search=Neohaemaphysalis&offset=42>

Simple search

Search results for: **Neohaemaphysalis**

Showing 43-48 of 49

Image #2612 Saturday,
 Taxon: Megapeotus asymmet
 Host: y
 Notes: Illustrated from slide spe
 Date Entered: 2004-03-19
 Image Type: 2
 Magnification: 0x
 Copyright: urn:lsid:sid.zoology.i

Upload
Browse
Search
Web service
About SID
Host SID
Annotate
Admin
RSS
vsmith:
Logout

Advanced search

Search by taxonomic hierarchy (via the **Taxon**)
For example, [Phtidae](#)

Phtidae
Returns matches based on taxonomy or keyword accession to the chosen collection

Upload multiple images

Filename	Size - Kb (173.2246)	Add
Abdomen01.tif	1027.3	
Abdomenborder01.tif	1026.9	
Fig1.jpg	1883.5	
Fig1.jpg	888.3	
FOREOUT1.TIF	1025.9	
FOREOUT2.TIF	1025.9	
FOREOUT3.TIF	1025.9	
FOREOUT4.TIF	1027.3	
foreg_struct.tif	2024.1	

Upload progress:

[Add uploaded photos to a group](#)

Applet not working? Try installing the latest version of Java. Or if you're using Mac OS X click here for instructions on manually installing the required certificate. Alternatively you can use Safari which has no problems with signed applets

Antennae
Head
Prothorax
Abdominal Segment I
Teryoplurite
Abdominal Teryzites
Male Genitalia

© Vince Smith 2002

Taxon: *Neohaemaphysalis sciuvi*
Host: *Sciurus carolinensis*
Notes: Lousebase accession number GLA.M44. Specimen from the collection of V.Smith, University of Glasgow.
Date entered: 07 September 2003
Date taken: 19 September 2002
Image type: Scanning Electron Micrograph
Magnification: 100x
Keywords: DORSAL, WHOLE, MALE
Copyright: Vince Smith
Original file: May be [downloaded](#)
[Change annotation of image](#)

Annotate

Taxon adding to: "Paracsisis"

Image copyright: British Museum of Natural History, London

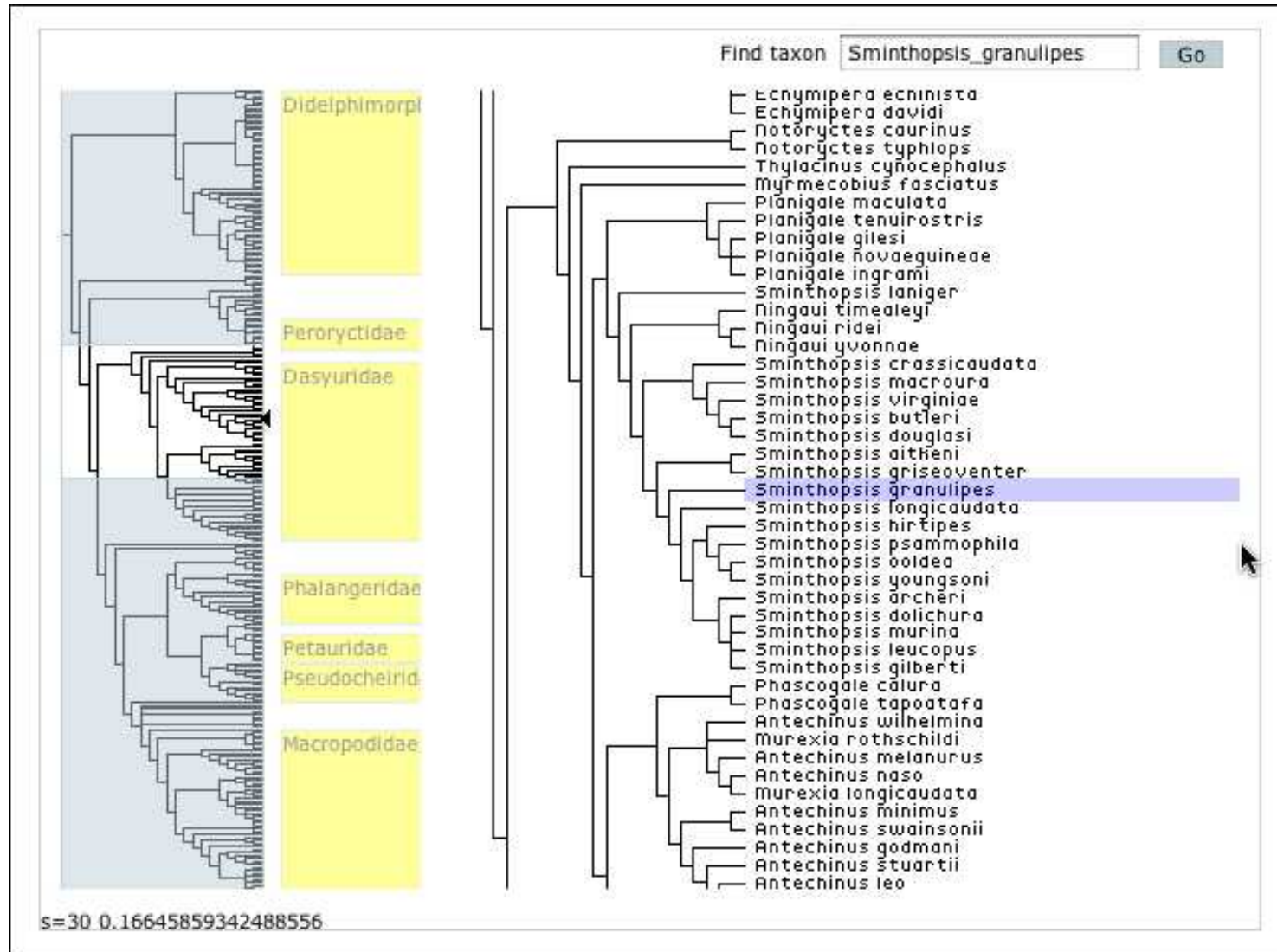
If there is a host associated with these images, please enter its genus / species here:

TTI Filename	Thumbnail	Extra keywords	Notes	Date taken/Image type/Magnification
<input type="radio"/> 0287.TIF		Adult Antennae Flagellomere Sensilla	Specimen from the collection of the Natural History Museum, London.	15 / 05 / 1997 Scanning Electron Micrograph Image type 3840 Magnification
<input type="radio"/> 0288.TIF		Adult Antennae Flagellomere Sensilla	Specimen from the collection of the Natural History Museum, London.	15 / 05 / 1997 Scanning Electron Micrograph Image type 3840 Magnification
<input type="radio"/> 0289.TIF		Adult Antennae Flagellomere Sensilla	Specimen from the collection of the Natural History Museum, London.	15 / 05 / 1997 Scanning Electron Micrograph Image type 1920 Magnification
<input type="radio"/> 0290.TIF		Adult Ventral Head Thorax Legs	Specimen from the collection of the Natural History Museum, London.	15 / 05 / 1997 Scanning Electron Micrograph Image type 120 Magnification
<input type="radio"/> 0291.TIF		Adult Ventral Head Thorax Legs	Specimen from the collection of the Natural History Museum, London.	15 / 05 / 1997 Scanning Electron Micrograph Image type 120 Magnification
<input checked="" type="radio"/> 0292.TIF		Adult Whole Dorsal	Specimen from the collection of the Natural History Museum, London.	15 / 05 / 1997 Scanning Electron Micrograph Image type 58 Magnification
<input type="radio"/> 0293.TIF		Adult Whole Ventral	Specimen from the collection of the Natural History Museum, London.	15 / 05 / 1997 Scanning Electron Micrograph Image type 58 Magnification

[Append details](#)

Functionality

- Store & visualize Newick formatted phylogenies*



Coming soon*

Functionality

- Genes, DNA sequences, specimen lists, custom data

Submit Vernacular name record | World Catalogue of Common Names

World Catalogue of Common Names

Submit Vernacular name record

VernacularName: *

TaxonName: *

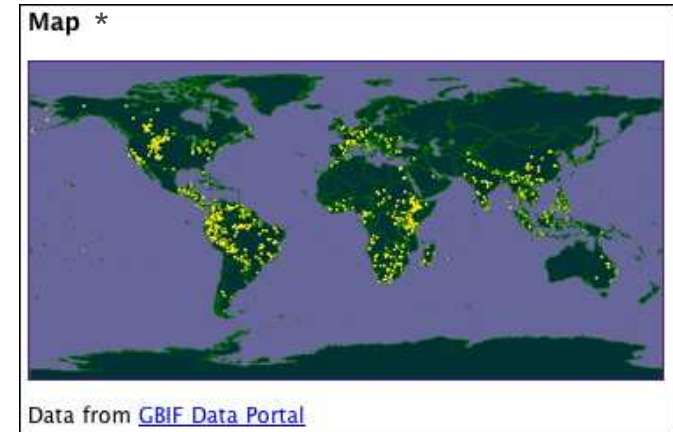
rank: *

Taxon author: *

language: *

Region: *

Country: *



Species descriptions | Milichiidae online

Milichiidae online

Phylogeny - Taxonomy - Biology

species name

♂ [number]

male halter [color]

female halter [color]

PA

AF

OR

AU

species name

orbital setae

frontal setae

frontal width

lunule

basoflagellomere

frons

face

palpus

male posterior eyemargin

female posterior eyemargin

male thorax

female thorax

VernacularNameTemplate.xls

	A	B	C	D	E
1	identifier	field_latin name	field_rank	field_authority	field_language
2	1	Pediculus humanus	species	Linnaeus	English
3	2	Pediculus capitis	species	Linnaeus	English
4	3	Pediculus mjobergi	species	Smith	French
5	4	Pediculus	Genus	Page	German
6	5	Pediculidae	Family	Robinson	Spanish

Coming soon*

Functionality

- Administration

Administer | Fungus Gnats Online

http://xclaxrodea.info/admin

Fungus Gnats Online

Home Forums

Home

By task By module

Welcome to the administration section

Administer

Content management

Akismet moderation queue

Categories

Comments

Content

Content templates

Content types

Users

Show only users where

role is contributor Filter

permission access news feeds

status active

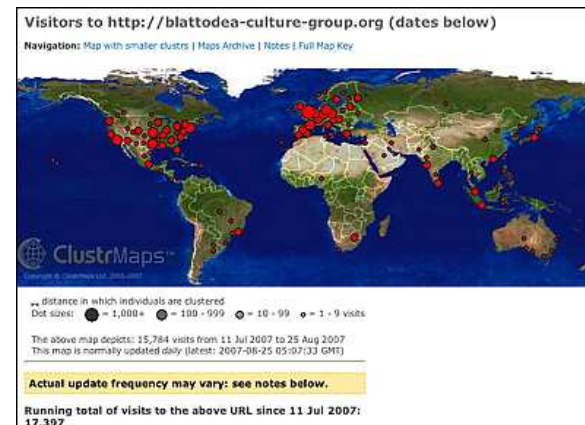
Update options

Unblock the selected users Update

Username	Status	Roles	Member for	Last access	Operations
rojo	active	contributor	3 weeks 16 hours 3 days 21 hours ago		edit
The BB	active	contributor	3 weeks 5 days	never	edit
adrienne20	active		5 weeks 18 hours 4 weeks 2 days ago		edit
Erica	active	editor	5 weeks 5 days	4 weeks 37 min ago	edit
bobnorton	active		5 weeks 6 days	never	edit
Liekole	active	contributor	6 weeks 6 days	6 weeks 6 days ago	edit
sovxvzvzv	blocked		7 weeks 3 days	never	edit
jcbenscoter	active		7 weeks 4 days	6 weeks 6 days ago	edit
dsamorm	active	editor	8 weeks 3 days	3 weeks 3 days ago	edit
richard.m.moberon	active		8 weeks 8 hours	8 weeks 6 hours ago	edit
Peter_Kerr	active	editor	13 weeks 5 days	2 weeks 6 days ago	edit
bechev	active	editor	14 weeks 5 hours 2 weeks 3 days ago		edit
Jevgeni_Jakovlev	active	editor	14 weeks 5 days	never	edit
Joelen	active	editor	15 weeks 1 day	1 week 4 days ago	edit
muscapaul	active		15 weeks 4 days	6 weeks 4 days ago	edit
Robert_Nash	active	contributor	15 weeks 5 days	15 weeks 5 days ago	edit
Olavi	active	editor	18 weeks 4 days	6 days 15 min ago	edit
inpolevoi	active	editor	15 weeks 4 days	never	edit

- Unlimited site users
- Template user roles
- Customize & control all content
- Organic groups for collaboration
- Built in logs & spam filtering
- OpenID single sign-on
- One click backup downloads*

Coming soon*



Future Directions

1. Woods Hole Oceanographic Institute (WHOI)

*(Sharing module choices, development & scripts,
developing the Scratchpads as a general science tool)*

2. Encyclopedia of Life (EOL)

*(Possible data source, unlikely to be pursued until
after Feb. '08)*

3. Data warehouse / EDIT CDM

*(Warehouse feeding iSpecies2 as envisioned in
<http://vsmith.info/myspecies2> / data source for EDIT CDM)*

Acknowledgements



- Dave Roberts (NHM, Zoology)
- Malcolm Scoble & Chris Lyal (NHM, Entom.)
- Rod Page (Univ. of Glasgow)





**NATURAL
HISTORY
MUSEUM**